



## SRKG:- GK

### Myself

#### Note:-

1. Use a four-line notebook for this subject and write number 3 on it.
2. Children should copy down all the exercise in their notebook as mentioned below.
3. It will have written assessments .
4. Learn and Practice all the exercises .

#### Teaching points :-

- Children will learn to introduce themselves.  
Eg: name, age, place..etc.

#### Fill in the blanks.

1. My name is \_\_\_\_\_.
2. I am a \_\_\_\_\_ (boy/girl).
3. I am \_\_\_\_\_ years old.
4. I go to \_\_\_\_\_ daily.  
study in \_\_\_\_\_.

Ans. (3. five 4. school 5. Sr.Kg.)

#### Give one word answer.

1. What is your name?

\_\_\_\_\_

2. How old are you?

\_\_\_\_\_

3. Where do you live?

\_\_\_\_\_

4. Which is your favourite fruit?

\_\_\_\_\_

Ans. (2. five 3. Surat 4. Mango)

# all about me!



My name is




My age is



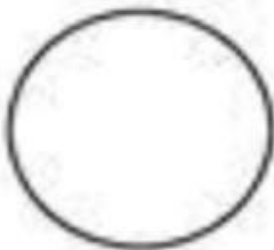
I Am A

A PICTURE  
of me!

My hair  
color is



My eye  
color is



Girl


Boy

 All about **ME** 

My name is




I am  years old.



My favourite color(s)

This is me



I love...



**Draw the candle and colour the cake.**

